


Spartex

Access, Handling & Storage Equipment



The Spartex range is designed to cover a wide range of uses and applications for all of your workplace storage, access and handling needs. However, if you need anything not included in this core range, then please ask and we can provide details of a wider product portfolio and bespoke manufacturing.

SACK TRUCKS

03-08



TRUCKS & TROLLEYS

09-20



STEPS & LADDERS

21-28



STORAGE

29-34 & 37



PARTS STORAGE

35,36,38



CONTAINERS

39-42



WINTER MANAGEMENT

43



STAINLESS STEEL

44-46





Sack Trucks

SACK TRUCKS

TRUCKS & TROLLEYS

STEPS & LADDERS

STORAGE

PARTS STORAGE

CONTAINERS

WINTER MANAGEMENT

STAINLESS STEEL EQUIPMENT



239A9189 - Plate Up

239A9189 - Plate Down



239A9187



239A9186



239A9188



239A9190

Use of Application

Warehouses, Assembly Areas, Packing Stations, Loading Workstations

Material

Steel

- » Mobile on REACH compliant & puncture proof pneumatic wheels
- » High quality steel with a hardwearing aqua blue powder coated finish
- » Complete with strong, riveted knuckle guard hand grips
- » 239A9186 - high back unit with wheel guards & robust plastic covered skids
- » 239A9187 - extra wide unit with wheel guards
- » 239A9188 - standard unit
- » 239A9189 - complete with wheel guards. This unit also comes with a fixed (250kg capacity) & folding toe plate (150kg capacity). The folding toe plate stays in the folded position by the use of a magnet
- » 239A9190 - complete with wheel guards & 'P' handle. The 'P' handle allows the unit to be laid horizontally ease of loading or unloading
- » 239A9191 - strong angle iron unit complete with wheel guards

Capacity kg	Overall Size H x W x D mm	Fixed Toe Plate Size W x D mm	Folding Toe Plate Size W x D mm	Wheel Size mm	Weight kg	Model
300	1320 x 510 x 630	285 x 280	-	250	13	239A9186
250	1085 x 610 x 585	475 x 240	-	250	12.5	239A9187
200	1110 x 515 x 490	360 x 250	-	200	8.5	239A9188
up to 250	1240 x 535 x 710	390 x 165	320 x 430	250	11.5	239A9189
250	1310 x 520 x 460	366 x 220	-	250	10	239A9190
300	1185 x 580 x 600	385 x 300	-	250	14.5	239A9191



STEEL SACK TRUCKS



239A9187



239A9191



REACH COMPLIANT

REACH (Registration, Evaluation, Authorisation & Restriction of Chemicals) is a European regulation that addresses the production & use of chemical substances with their potential impacts on both human health and the environment.

Puncture Proof Pneumatic Wheels

Unit is supplied with puncture proof pneumatic wheels that are mobile on REACH compliant.

Material

Rubber



Sack Trucks

SACK TRUCKS

TRUCKS & TROLLEYS

STEPS & LADDERS

STORAGE

PARTS STORAGE

CONTAINERS

WINTER MANAGEMENT

STAINLESS STEEL EQUIPMENT

BUDGET SACK TRUCKS



Use of Application

Warehouses, Assembly Areas, Packing Stations, Loading Workstations

Material

Steel

- » Lightweight
- » Hardwearing finish
- » 200mm rubber wheels

Overall Size H x W x D mm	Toe Plate Size W x D mm	Weight kg	Model
1120 x 470 x 410	350 x 228	11	239A9193
1000 x 470 x 410	350 x 180	10	239A9194


WHITE GOODS SACK TRUCK



- » Designed for moving electrical goods - Fitted with plastic tube protectors to protect your load from damage
- » Wide toe plate
- » Wheel Guards
- » Fitted with 250mm pneumatic wheels

Overall Size H x W x D mm	Toe Plate Size W x D mm	Weight kg	Model
1315 x 550 x 495	510 x 190	14	239A9195

SACK TRUCK - CUSHION



- » REACH compliant wheels
- » Wheel Guards
- » Knuckle guard hand grips
- » Hardwearing finish

Wheels	Overall Size H x W x D mm	Toe Plate Size W x D mm	Weight kg	Model
200mm Cushion	1135 x 480 x 445	350 x 200	11.5	239A9192



TWO WAY SACK TRUCK



23A9200 - Sack Truck

23A9200 - Platform Truck

ALUMINIUM SACK TRUCK



Overall Height mm	Overall Width mm	Toe Plate Size W x D mm	Weight kg	Model
1595	515	355 x 225	12	239A9196
1250	470		9	239A9197
1345			10	239A9198
1320			10	239A9199
Folded: 1310 & Unfolded: 1020	510		20	239A9200

Use of Application

Warehouses, Assembly Areas, Packing Stations, Loading Workstations

Material

Aluminium

- » Easily converts from a basic sack truck to a 4 wheel sack truck or platform truck
- » Incorporates 2 toe plates.
A fixed toe plate (457W x 190Dmm) & a large folding toe plate (228W x 686Dmm)
- » Mobile on 250mm pneumatic wheels & 125mm polyurethane castors

THREE WAY SACK TRUCK



239A9201 - As Platform Truck

239A9201 - As Sack Truck

239A9201 - As Sack Truck

Overall Size As Platform Truck L x W x H mm	Overall Size As Sack Truck L x W x H mm	Weight kg	Model
1500 x 530 x 980	470 x 530 x 1325	18	239A9201



Sack Trucks

ALUMINIUM STAIRCLIMBER WITH SKIDS

Use of Application

Warehouses, Assembly Areas, Packing Stations, Loading Workstations

Material

Aluminium

- » Mounted on 150mm wheels on a '3 star' system
- » Max load: 60kg on stairs
150kg as a sack truck
- » Fitted with knuckle guard hand grips, wheel guards & plastic guarded skids

Overall Size H x W x D mm	Toe Plate Size W x D mm	Weight kg	Model
1180 x 500 x 550	300 x 210	8.5	239A9205



STAIRCLIMBER WITH SKIDS

Use of Application

Warehouses, Assembly Areas, Packing Stations, Loading Workstations

Material

Steel

- » Mounted on 150mm wheels on a '3 star' system
- » Max load: 60kg on stairs
150kg as a sack truck
- » Fitted with knuckle guard hand grips, wheel guards & plastic guarded skids

Overall Size H x W x D mm	Toe Plate Size W x D mm	Weight kg	Model
1180 x 480 x 600	300 x 245	11	239A9204





TWO WAY TRUCK



Use of Application

Warehouses, Assembly Areas, Packing Stations, Loading Workstations

Material

Steel

- » Converts from a sack truck to a platform truck in seconds
- » Mobile on 250mm pneumatic wheels & 100mm swivel castors
- » Toe Plate Size (mm): 180D x 350W

Overall Size - L x W x H mm		Weight kg	Model
Sack Truck Mode	Platform Truck Mode		
450 x 550 x 1240	980 x 550 x 890	12	239A9202

MEDIUM HEAVY DUTY 3 WAY TRUCK



Use of Application

Warehouses, Assembly Areas, Packing Stations, Loading Workstations

Material

Steel

- » Converts from a sack truck to a platform truck in seconds
- » Mobile on 250mm pneumatic wheels & 100mm swivel castors
- » Load Capacity: 150kg in platform truck mode & 250kg in sack truck mode
- » Toe Plate Size (mm): 335D x 310W

As Platform Truck L x W x H mm	As 4 Wheel Sack Truck L x W x H mm	As Basic Sack Truck W x H mm	Weight kg	Model
1280 x 470 x 710	1205 x 470 x 840	470 x 1280	19	239A9203



Trucks & Trolleys

SACK TRUCKS

TRUCKS & TROLLEYS

STEPS & LADDERS

STORAGE

PARTS STORAGE

CONTAINERS

WINTER MANAGEMENT

STAINLESS STEEL EQUIPMENT

MULTI POSITION TROLLEY



239A9206
Folded

239A9206

Use of Application

Warehouses, Assembly Areas, Packing Stations, Loading Workstations

Material

Steel

- » Aluminium construction with a telescopic handle & expanding/contracting base
- » Fits easily into a car boot/van
- » GI001Y incorporates a foam rubber handle for your comfort, plastic load protectors on the base of the rear uprights & corner buffers for added protection to your walls
- » Mobile on 100mm castors (2 fixed & 2 swivel)
- » Platform height: 160mm



Quick Release Mechanism

Description	Overall Size - Open L x W x H mm	Overall Size - Folded L x W x H mm	Weight kg	Model
Multi Position Trolley	725 x 420 x 960	570 x 420 x 230	8.5	239A9206

PLASTIC DOLLY



Use of Application

Warehouses, Assembly Areas, Packing Stations, Loading Workstations

Material

Plastic

- » Strong, robust & versatile
- » Ideal for use with 600 x 400mm containers
- » Mobile on 4 x 100mm swivel castors
- » Subject to availability

Description	Overall Size L x W x H mm	Weight kg	Model
Dolly	600 x 400 x 170	4	239A9211



Use of Application

Warehouses, Assembly Areas, Packing Stations, Loading Workstations

Material

Steel with PVC surface

- » Flat pressed sheet steel base with PVC surface
- » 239A90207 - mobile on 100mm 2 fixed & 2 swivel rubber castors
- » 239A90208 - mobile on 125mm 2 fixed & 2 swivel rubber castors
- » Flat pressed steel base with PVC surface

ECONOMY FOLDING TROLLEY



239A9208

239A9207

Overall Size L x W x H mm	Weight kg	Model
725 x 472 x 820	9.5	239A9207
907 x 608 x 850	16.5	239A9208

Use of Application

Warehouses, Assembly Areas, Packing Stations, Loading Workstations

Material

Steel with PVC surface

- » Yellow foam covered handle for your comfort
- » Flat pressed sheet steel base with PVC surface
- » 239A90209 - mobile on 100mm 2 fixed & 2 swivel polyurethane castors
- » 239A90210 - mobile on 125mm 2 fixed & 2 swivel polyurethane castors
- » High quality smooth running castors

DELUXE FOLDING TROLLEY



GIK02Y

Overall Size L x W x H mm	Weight kg	Model
740 x 482 x 830	9.5	239A9209
914 x 620 x 870	16.5	239A9210



Trucks & Trolleys

SACK TRUCKS

TRUCKS & TROLLEYS

STEPS & LADDERS

STORAGE

PARTS STORAGE

CONTAINERS

WINTER MANAGEMENT

STAINLESS STEEL EQUIPMENT

PLATFORM TRUCKS



239A9233



239A9224



239A9237



239A9226



239A9225

Use of Application

Warehouses, Assembly Areas, Packing Stations, Loading Workstations

Material

Steel

- » Super quality heavy duty veneer deck finish
- » Mobile on 2 fixed, 2 swivel braked, steel centred 200mm rubber castors
- » Sides, ends & deck are supported by a steel frame
- » Available with mesh or heavy duty veneer sides & ends
- » Large 500kg when using the platform trucks on a level/even surface

Description	Platform Height mm	Platform Size: 1000 x 700 mm			Platform Size: 1200 x 800 mm		
		Overall Size H x L mm	Weight	Model	Overall Size H x L mm	Weight	Model
Platform Trucks with Veneer Sides & Ends							
Single Veneer End	270	1050 x 1300	35 kg	239A9223	1050 x 1500	38 kg	239A9228
2 Veneer Ends			41 kg	239A9224		44 kg	239A9229
2 Veneer Sides			43 kg	239A9225		46 kg	239A9230
3 Veneer Sides			44 kg	239A9226		49 kg	239A9231
4 Veneer Sides			45 kg	239A9227		50 kg	239A9232
Platform Trucks with Mesh Sides & Ends							
Single Mesh End	270	1050 x 1300	35 kg	239A9233	1050 x 1500	38 kg	239A9238
2 Mesh Ends			41 kg	239A9234		44 kg	239A9239
2 Mesh Sides			43 kg	239A9235		46 kg	239A9240
3 Mesh Sides			44 kg	239A9236		49 kg	239A9241
4 Mesh Sides			45 kg	239A9237		50 kg	239A9242



PLATFORM TRUCKS

Use of Application

Warehouses, Assembly Areas, Packing Stations, Loading Workstations

Material

Steel

- » Heavy duty veneer supported by a steel frame
- » Mobile on 2 fixed & 2 swivel braked 200mm castors
- » 240mm platform height



239A9222

Platform Size mm	Handle Height mm	Weight kg	Model
1000 x 700	810	28	239A9222



239A9246



239A9245



239A9244



239A9243

Use of Application

Warehouses, Assembly Areas, Packing Stations, Loading Workstations

Material

Steel

- » Heavy duty veneer supported by a steel frame
- » Mobile on 2 fixed & 2 swivel braked 200mm castors

Description	Platform Size mm	Overall Size L x W x H mm	Load Capacity	Wheel Size mm	Weight kg	Model
2 Shelf	1000 x 600	1050 x 605 x 890	250 kg	125	31.5	239A9245
3 Shelf	1000 x 600	1050 x 605 x 890	250 kg	125	36.5	239A9246
2 Shelf - Push Handle	940 x 695	1100 x 700 x 940	500 kg	200	41.5	239A9243
3 Shelf - Push Handle	940 x 695	1100 x 700 x 965	500 kg	200	53	239A9244



Trucks & Trolleys

SACK TRUCKS

TRUCKS & TROLLEYS

STEPS & LADDERS

STORAGE

PARTS STORAGE

CONTAINERS

WINTER MANAGEMENT

STAINLESS STEEL EQUIPMENT

SERVICE TROLLEY



239A9220



239A92118



239A9221



239A9214

Use of Application

Warehouses, Assembly Areas, Packing Stations, Loading Workstations

Material

Polyethylene

- » Strong polyethylene moulded trolleys
- » Easy to clean - will not rust, dent or chip
- » Ideal for workshops, storerooms, warehouses, automotive, electronics, chemical & pharmaceutical industries
- » Mobile on 4 x 100mm non-marking rubber swivel castors, 2 with brakes
- » Models 239A9220 & 239A9221 have a higher load capacity as the shelves are re-inforced with a steel bar

Description	Overall Size L x W x H mm	Size Between Shelves Top / Bottom mm	Weight kg	Model
2 Shelf Trolley (2 flat shelves)	610 x 458 x 840	660	8	239A9212
3 Shelf Trolley (3 flat shelves)	610 x 458 x 840	305 / 305	11	239A9213
2 Shelf Trolley (2 flat shelves)	890 x 610 x 880	650	16	239A9214
3 Shelf Trolley (3 flat shelves)	890 x 610 x 865	292 / 292	22	239A9215
2 Storage Trays - Black	610 x 460 x 980	660	10.5	239A9216
3 Storage Trays - Black	610 x 460 x 1000	305 / 305	14	239A9217
2 Storage Trays - Grey	610 x 460 x 980	660	10.5	239A9218
3 Storage Trays - Grey	610 x 460 x 1000	305 / 305	14	239A9219
2 Storage Trays - Black	920 x 640 x 960	635	20	239A9220
3 Storage Trays - Black	920 x 640 x 975	280 / 280	24	239A9221



239A9215

INFORMATION

Manufactured from a non conductive polyethylene which will not pass an electrical current & is unaffected by battery acid, solvents & cleaning solutions



239A9216



239A9212



239A9213



Trucks & Trolleys

SACK TRUCKS

TRUCKS & TROLLEYS

STEPS & LADDERS

STORAGE

PARTS STORAGE

CONTAINERS

WINTER MANAGEMENT

STAINLESS STEEL EQUIPMENT

TWO SHELF TRUCK

- » This unit has a push/pull handle
- » Mobile on 2 fixed, 2 swivel 150mm rubber castors

Use of Application

Warehouses, Assembly Areas, Packing Stations, Loading Workstations

Material

Steel



239A9250

Overall Size L x W x H mm	Platform Size mm	Shelf Heights mm	Wt kg	Model
1100 x 700 x 980	1000 x 700	320 / 960	55	239A9250

WORKSHOP TROLLEYS

- » 85mm deep sides on the shelves
- » Easy to manoeuvre with a push/pull handle & 2 fixed, 2 swivel braked 125mm rubber castors

Use of Application

Warehouses, Assembly Areas, Packing Stations, Loading Workstations

Material

Steel



239A9184



239A49185

No of Shelves	Overall Size L x W x H mm	Shelf Heights mm	Weight kg	Model
2	1015 x 635 x 805	150, 720	25	239A9184
3	1015 x 635 x 805	150, 435, 720	32.5	239A9185



HEIGHT ADJUSTABLE TROLLEY



239A9247

239A9248

239A9249

- » Mobile on 4 x 100mm swivel castors, 2 braked
- » Perfect for colour co-ordinating company depts
- » Shelves are manufactured from 20 gauge steel with smooth rounded edges for extra strength, with the legs constructed from 14 gauge steel
- » Easily adjustable top shelf height in 13 positions from 715 to 1055mm. Top shelf also comes complete with a ribbed rubber mat

Overall Size L x W mm	Weight kg	Model Red	Model Blue	Model Grey
610 x 460	20	239A9247	239A9248	239A9249

TWO SHELF TRUCK



239A9183

239A9180

Description	Overall Size L x W x H mm	Weight kg	Model
2 Shelf	670 x 400 x 910	17	239A9180
	820 x 500 x 910	20	239A9181
3 Shelf	670 x 400 x 910	20	239A9182
	820 x 500 x 910	23.5	239A9183

- » Reversible shelves - either a smooth shelf or a tray with surrounding lip
- » Adjustable height of the centre shelf on the 3 shelf model
- » Mobile on 2 fixed, 2 swivel braked 100mm polyurethane red castors



Trucks & Trolleys

SACK TRUCKS

TRUCKS & TROLLEYS

STEPS & LADDERS

STORAGE

PARTS STORAGE

CONTAINERS

WINTER MANAGEMENT

STAINLESS STEEL EQUIPMENT

SECURITY TROLLEY



Use of Application

Warehouses, Assembly Areas, Packing Stations, Loading Workstations

Material

Steel

- » Lockable lid for full security
- » Half drop front for easy access
- » Mobile on 4 x 200mm rubber (2 fixed & 2 swivel braked)
- » An 'anti-close' mechanism on the lid which keeps the lid in position whilst in use
- » 239A9257 - Strong timber deck at the bottom of the unit
- » 239A9258 - 50 x 50mm mesh sides & half hinged lid which provides easy access & visibility of goods

Overall Size L x W x H mm	Weight kg	Model
1100 x 700 x 1140	81	239A9257
1100 x 700 x 1140	103	239A9258

WIRE MESH TRUCK



Use of Application

Warehouses, Assembly Areas, Packing Stations, Loading Workstations

Material

Steel

- » 40mm mesh with a half drop down front
- » Mobile on 2 fixed & 2 swivel braked 125mm castors
- » Internal size of 840L x 545W x 520Hmm

Overall Size L x W x H mm	Weight kg	Model
1155 x 615 x 905	24	239A9256



Use of Application

Warehouses, Assembly Areas, Packing Stations, Loading Workstations

Material

Steel

TURNTABLE TRUCK

- » Heavy gauge steel frame with 18mm thick plywood deck
- » Heavy duty 4.5mm thick ball race plate for strength & easy movement when fully loaded
- » Mobile on 400mm REACH compliant pneumatic wheels
- » Heavy duty powder coated paint for a supreme finish



REACH COMPLIANT

REACH (Registration, Evaluation, Authorisation & Restriction of Chemicals) is a European regulation that addresses the production & use of chemical substances with their potential impacts on both human health and the environment.



Capacity kg	Platform Size L x W mm	Model
500	1600 x 710	239A9379
1000	1600 x 710	239A9380

Use of Application

Warehouses, Assembly Areas, Packing Stations, Loading Workstations

Material

Polypropylene

- » Removable polypropylene containers
- » Push/pull handle & 2 fixed & 2 swivel 125mm rubber castors make the units manoeuvrable

CONTAINER TROLLEY



Overall Size L x W x H mm		Capacity Litres	Weight kg	Model
External	Internal			
1170 x 720 x 800	900 x 630 x 590	250	32	239A9275
1400 x 770 x 810	1130 x 680 x 600	350	39	239A9276



Trucks & Trolleys

SACK TRUCKS

TRUCKS & TROLLEYS

STEPS & LADDERS

STORAGE

PARTS STORAGE

CONTAINERS

WINTER MANAGEMENT

STAINLESS STEEL EQUIPMENT

PLATFORM TRUCKS



239A9272



239A9268



239A9263



239A9272



239A9267

Use of Application

Warehouses, Assembly Areas, Packing Stations, Loading Workstations

Material

Steel

- » Large 1500L x 750Wmm platform
- » Industrial General Purpose Trucks with either mesh or strong exterior grade plywood base
- » Mobile on REACH compliant, 340mm pneumatic steel centred wheels
- » Sides (2 x 275mm drop down) & ends interlock together

Description	Platform Size L x W x H mm	Weight kg	REACH Compliant Wheels
			Model
General Purpose Trucks			
Mesh Base	1500 x 750 x 360	27	239A9267
Plywood Base		33	239A9268
Mesh Base	1200 x 600 x 360	26	239A9267
Plywood Base		30	239A9268
General Purpose Trucks with Mesh Sides & Ends			
Mesh Base	1500 x 750 x 360	34.5	239A9271
Plywood Base		40.5	239A9272
Mesh Base	1200 x 600 x 360	32	239A9263
Plywood Base		36	239A9264



PLATFORM TRUCKS



239A9263



239A9264



REACH COMPLIANT

REACH (Registration, Evaluation, Authorisation & Restriction of Chemicals) is a European regulation that addresses the production & use of chemical substances with their potential impacts on both human health and the environment.



Steps & Ladders

SACK TRUCKS

TRUCKS & TROLLEYS

STEPS & LADDERS

STORAGE


PARTS STORAGE

CONTAINERS

WINTER MANAGEMENT

STAINLESS STEEL EQUIPMENT

KICK STEPS



STEEL KICK STEPS



Use of Application

Warehouses, Assembly Areas, Packing Stations, Fitting Stations, Offices

Material

Steel, Plastic

- » Manufactured & approved to the recognised European GS approval
- » Manufactured from rugged plastic or quality steel. Both models have a thick rubber ring around the base for safety & durability
- » Mounted on 3 sprung loaded polypropylene castors which retract when weight is applied
- » Snap-lock for quick assembly

STEEL COLOUR OPTIONS

- RED
- GREEN
- BLUE
- BLACK
- GREY
- YELLOW

PLASTIC COLOUR OPTIONS

- RED
- BLUE
- BLACK
- GREY

PLASTIC KICK STEPS



Description	Loaded Height mm	Unloaded Height mm	Base Dia. mm	Top Dia. mm	Weight kg	Model Red	Model Blue	Model Black	Model Grey	Model Green	Model Yellow
Plastic	445	450	440	300	2	239A9278	239A9279	239A9277	239A9280	-	-
Steel	430	435	435	290	5	239A9282	293A9283	239A9281	239A9284	239A9285	239A9286



TELESCOPIC LADDER

**EN 131
STANDARD**



239A9287 - Spacers



239A9287 - Folded



NEW - SPACERS

NEW spacers allow the unit to sit away from the wall at the top in line with new EN 131 regulations

- » Certified to EN 131 standard
- » To open the unit lift from any step dependent on the height you are trying to achieve. The step can be adjusted all in one go or step by step to suit your requirements
- » Folds quickly & easily for compact storage
- » Controlled retraction to guard against trapped fingers
- » One time release locking mechanism
- » Manufactured in strong aluminium
- » For safe use, do not stand on or above the red rung

Use of Application

Warehouses, Assembly Areas, Packing Stations, Fitting Stations, Offices

Material

Aluminium

STORAGE

Folds quickly & easily for compact storage. Simply push the buttons to close. The unit has a flange in the legs which restricts air flow and therefore gives controlled retraction to compact the unit smoothly from 3810mm extended height to 910mm closed height.

No. of Rungs	Extended Height mm	Closed Height mm	Weight kg	Model
13	3810	910	14.5	239A9287



Steps & Ladders

SACK TRUCKS

TRUCKS & TROLLEYS

STEPS & LADDERS

STORAGE

PARTS STORAGE

CONTAINERS

WINTER MANAGEMENT

MOBILE STEPS - ANTI-SLIP TREADS



COLOUR OPTIONS

- RED
- BLUE
- YELLOW

Specify when ordering



239A9310

239A9307



239A9322



239A9321



239A49301



239A49302



239A9295

Use of Application

Warehouses, Assembly Areas, Packing Stations, Fitting Stations, Offices

Material

Steel

- » Tread size: 400W x 150D mm
- » These steps glide easily across floors, but once body weight is applied they stay firmly in position

Description	Platform Height mm	Platform Size W x D mm	Overall Size H x W x D mm	Weight kg	Expanded Steel Mesh Treads			Anti-Slip Treads		
					Model Red	Mode Blue	Mode Yellow	Model Red	Mode Blue	Mode Yellow
2 Tread without handrail	500	400 x 300	580 x 560 x 575	8	239A9294	239A9295	239A9296	239A9312	239A9313	239A9314
2 Tread with looped handrail			1200 x 560 x 575	9	239A9297	239A9298	239A9299	239A9315	239A9316	239A9317
2 Tread with full handrail			1200 x 560 x 575	10	239A9300	239A9301	239A9302	239A9318	239A9319	239A9320
3 Tread with full handrail	750		1460 x 560 x 725	13	239A9303	239A9304	239A9305	239A9321	239A9322	239A9323
4 Tread with full handrail	1000		1710 x 560 x 875	16	239A9306	239A9307	239A9308	239A9324	239A9325	239A9326
5 Tread with full handrail	1250	1960 x 610 x 1025	21	239A9309	239A9310	239A9311	239A9327	239A9328	239A9329	



MOBILE STEPS -
EXPANDED MESH TREAD



239A9328



239A9325



239A9319



239A9313



239A9322


STEEL DOMED FEET

The design incorporates a heavy duty pressed steel dome with an annular flange to facilitate the mounting of a moulded plastic rim which is shrink fitted for ultimate durability. The turned out rim gives significantly increased lateral strength & protection from side impact forces.



ANTI-SLIP TREAD

Resilient anti-slip treads which are clamped to the steel tread by a high visibility yellow strip to prevent the edges peeling





Steps & Ladders

SACK TRUCKS

TRUCKS & TROLLEYS

STEPS & LADDERS

STORAGE

PARTS STORAGE

CONTAINERS

WINTER MANAGEMENT

STAINLESS STEEL EQUIPMENT



239A9333



MOBILE STEPS



239A9340, 239A9342 & 239A9341



Use of Application

Warehouses, Assembly Areas, Packing Stations, Fitting Stations, Offices

Material

Steel

» Tread size: 400W x 150D mm



SPRING LOADED CASTORS

Mobile on 4 spring loaded 75mm swivel castors. When body weight is applied the castors retract leaving the steps firm & safe on rubber feet



ANTI-SLIP TREAD

Resilient anti-slip treads which are clamped to the steel tread by a high visibility yellow strip to prevent the edges peeling

Description	Platform Height mm	Platform Size W x D mm	Overall Size H x W x D mm	Weight kg	Expanded Steel Mesh Treads	Anti-Slip Treads
					Model	Model
2 Tread without handrail	500	400 x 300	580 x 540 x 510	10	239A9330	239A9337
2 Tread with looped handrail			1230 x 540 x 510	11	239A9331	239A9338
2 Tread with full handrail			1230 x 540 x 510	12	239A9332	239A9339
3 Tread with full handrail	750		1480 x 540 x 720	17	239A9333	239A9340
4 Tread with full handrail	1000		1730 x 550 x 870	20	239A9334	239A9341
5 Tread with full handrail	1250		1980 x 665 x 1020	25	239A9335	239A9342
6 Tread with full handrail	1500	2230 x 750 x 1170	28	239A9336	239A9343	



DOCK STEPS



Use of Application

Warehouses, Assembly Areas, Packing Stations, Fitting Stations, Offices

Material

Steel

- » Certified to BS EN 14183
- » Fitted with lift handles which incorporate knuckle guard hand grips & 2 x 150mm rubber tyred wheels which make these units extremely manoeuvrable
- » Open rear allows step through access to a loading bay or lorry etc
- » Tread depth: 145mm
- » Platform size: 400W x 300D mm



**BS EN
14183**

No of Treads	Platform Height mm	Overall Size H x W x D mm	Expanded Steel Mesh Treads		Phenolic Non-slip Treads	
			Weight	Model	Weight	Model
Powder Coated Finish						
2	500	1210 x 480 x 685	16 kg	239A9344	17 kg	239A9347
3	750	1460 x 510 x 857	18 kg	239A9345	19 kg	239A9348
4	1000	1710 x 540 x 1020	20 kg	239A9346	21 kg	239A9349



Steps & Ladders

MOBILE SERVICE PLATFORM



Use of Application

Warehouses, Assembly Areas, Packing Stations, Fitting Stations, Offices

Material

Steel



239A9373

239A9363

239A9361

- » Ideal for access to mezzanine floors & for servicing large plant machinery/automotive equipment
- » Two versions available: easy slope 48° angle enabling the user to descend the steps facing forward. Standard slope 54° angle for use in areas where space is limited
- » Extra large platform size: 800W x 1700Dmm & Extra wide treads: 750W x 182Dmm
- » Expanded steel mesh treads & platform Mobile on 2 x 200mm rubber wheels & 2 x 125mm rubber castors
- » Complete with fixed handrail at the end of the platform & 1 hook-on platform handrail which can be fitted on either side of the platform (handrail with centre rail for 2 to 6 tread units & handrail with centre & toe rail for 7 to 10 treads)
- » 7 step units & above are sent folded for delivery - easy to erect

No of Treads	Platform Height mm	Standard Slope Version - 54° Angle			Easy Slope Version - 48° Angle		
		Overall Size H x W x D mm	Weight kg	Model	Overall Size H x W x D mm	Weight kg	Model
2	500	1580 x 960 x 2015	97	239A9359	1580 x 960 x 2058	98	239A9368
3	750	1830 x 960 x 2197	107	239A9360	1830 x 960 x 2283	108	239A9369
4	1000	2080 x 960 x 2379	117	239A9361	2080 x 960 x 2508	118	239A9370
5	1250	2330 x 980 x 2561	127	239A9362	2330 x 980 x 2805	128	239A9371
6	1500	2580 x 1030 x 2743	137	239A9363	2580 x 1030 x 3030	138	239A9372
7	1750	2830 x 1080 x 2925	147	239A9364	2830 x 1080 x 3255	148	239A9373
8	2000	3080 x 1130 x 3107	157	239A9365	3080 x 1130 x 3480	158	239A9374
9	2250	3330 x 1180 x 3289	167	239A9366	3330 x 1180 x 3705	168	239A9375
10	2500	3580 x 1230 x 3471	177	239A9367	3580 x 1230 x 3930	178	239A9376



PLATFORM EXTENSION

Platform Extension - 239A9357 or 239A9358 Used to bridge the gap between the step platform & anything you are trying to access



HOOK ON HANDRAIL

Hook on Handrail - which can be fitted on either side of the platform (handrail with centre rail for 2 to 6 tread units & handrail with centre & toe rail for 7 to 10 treads)

ACCESSORIES

Description	Model
Double Rail Hook on Handrail to suit 2 to 6 tread	239A9355
Triple Rail Hook on Handrail to suit 7 to 10 tread	239A9356
Platform Extension to suit 2 to 6 tread	239A9357
Platform Extension to suit 7 to 10 tread	239A9358



MOBILE SERVICE PLATFORM

Use of Application

Warehouses, Assembly Areas, Packing Stations, Fitting Stations, Offices

Material

Steel

- » Easy slope 48° incline - for safe & easy use
- » Platform size: 800W x 1200Dmm & Extra wide treads: 750W x 180Dmm
- » Features our unique grip lift mechanism for speed, ease & safety (preventing ascent in mobile mode)
- » Expanded steel mesh treads & platform - Mobile on 2 x 200mm rubber wheels & 2 x 125mm rubber castors
- » 7 step units & above are sent folded for delivery - easy to erect
- » Removable platform chains on three sides for access

No of Treads	Platform Height mm	Standard Version - Powder Coated Blue or Galvanised Finish			
		Overall Size H x W x D mm	Weight kg	Finish	Model
3	690	1690 x 950 x 1826	74	Powder Coated	239A9350
4	920	1920 x 950 x 2033	82	Powder Coated	239A9351
5	1150	2150 x 950 x 2240	90	Powder Coated	239A9353
6	1380	2380 x 950 x 2447	98	Powder Coated	239A9354



Storage

SACK TRUCKS

TRUCKS & TROLLEYS

STEPS & LADDERS

STORAGE

PARTS STORAGE

CONTAINERS

WINTER MANAGEMENT

STAINLESS STEEL EQUIPMENT

SECURITY CAGES



239A9128



239A9131



239A9129

Use of Application

Warehouses, Assembly Areas, Packing Stations, Loading Workstations

Material

Steel

- » All welded units constructed from steel angle & 25 x 25mm weld mesh
- » Units have a padlock facility (padlock not supplied)
- » Ideal for the security of both hazardous & valuable materials
- » Blue powder coat finish
- » Optional hazardous chemical sign available
- » N.B. A Fork Lift will be needed to unload these units

INFORMATION

N.B. A Fork Lift will be needed to unload these units

Overall Size H x W x D mm	Internal Size H x W x D mm	No of Doors	Weight kg	Model
830 x 700 x 700	790 x 690 x 690	1	37	239A9128
830 x 1400 x 700	790 x 1380 x 690	2	52	239A9129
1630 x 700 x 700	1585 x 690 x 690	1	55	239A9130
1630 x 700 x 1000	1585 x 690 x 990	1	58	239A9131
1630 x 1400 x 700	1585 x 1380 x 690	2	110	239A9132
1630 x 1400 x 1000	1585 x 1380 x 990	2	113	239A9133
1630 x 2070 x 700	1585 x 2040 x 690	2	124	239A9134
1630 x 2070 x 1000	1585 x 2040 x 990	2	127	239A9135



239A49145 fitted with 239A9155

239A9144 fitted with 239A9152

Mobile version available - call for details



239A9147

SECURITY CAGES



239A9146 fitted with 239A9155

INFORMATION
N.B. A Fork Lift will be needed to unload these units

Use of Application

Warehouses, Assembly Areas, Packing Stations, Loading Workstations

Material

Steel

- » All welded units constructed from steel angle & 25 x 25mm weld mesh
- » Units are load tested
- » Units have a padlock facility (padlock not supplied)
- » Cranage eyes for easy lifting (when lifting using the Cranage eyes, we recommend using a spreader)
- » A hazardous chemical sign is available as a factory fitted optional extra
- » Mobile units are fitted with 4 x 100mm nylon, 2 braked swivel castors (N.B add 115mm to the height)
- » Two finishes available: powder coated yellow or galvanised body with powder coated yellow doors

Overall Size H x W x D mm	Internal Size H x W x D mm	No of Doors	Wt kg	Powder Coated Yellow	Galvanised - Yellow Doors	Shelf to suit Factory Fitted (one per unit)
				Static	Static	
				Model	Model	Model
880 x 700 x 700	790 x 690 x 690	1	37	239A9142	239A9147	-
880 x 1400 x 700	790 x 1380 x 690	2	52	239A9143	239A9148	-
1680 x 700 x 700	1585 x 690 x 690	1	55	239A9144	239A9149	239A9152
1680 x 1400 x 700	1585 x 1380 x 690	2	110	239A9145	239A9150	239A9153
1680 x 2070 x 700	1585 x 2040 x 690	2	124	239A9146	239A9151	239A9154
Optional Hazardous Sign - Factory Fitted						239A9155



Storage

SACK TRUCKS

TRUCKS & TROLLEYS

STEPS & LADDERS

PARTS STORAGE

CONTAINERS

WINTER MANAGEMENT

STAINLESS STEEL EQUIPMENT

CYLINDER STORAGE LOCK-UP CAGES



239A9164

Use of Application

Warehouses, Assembly Areas, Packing Stations, Loading Workstations

Material

Angle Iron

- » Permanently fixed or pallet base units
- » Complete with 'Highly Flammable' sign
- » Manufactured in angle iron infilled with tough iron mesh
- » Cylinders held by retaining chain
- » Base is drilled for fixing points
- » 239A9166 & 239A9167 are of a slightly different design as shown in the picture
- » N.B. A forklift will be needed to unload these units

Description	Overall Size H x W x D mm	Painted Finish	Galvanised Finish
		Model	Model
Cage Only	1840 x 1360 x 1095	239A9160	239A9164
Cage with Pallet Base	1990 x 1360 x 1095	239A9161	239A9165
Cage Only	1840 x 1360 x 1715	239A9162	239A9166
Cage with Pallet Base	1990 x 1360 x 1715	239A9163	239A9167

MOBILE GAS CYLINDER CARRIER



GCC01N

Use of Application

Warehouses, Assembly Areas, Packing Stations, Loading Workstations

Material

Angle Iron

- » Provision for a padlock
- » Complete with 'Highly Flammable' sign
- » Useable distance between shelves: 720mm
- » Manufactured in angle iron with sides, end & top infilled with metal strip. Base of inverted angle
- » Mobile models have a push handle at one end
- » Designed to carry up to 16 'calor gas' type cylinders
- » Hinged lockable doors
- » Internal size of 1560W x 840Dmm
- » N.B. A forklift will be needed to unload these units

Description	Finish	Overall Size H x W x D mm	Weight kg	Model
Static Unit	Painted	1800 x 1610 x 890	80	239A9156
	Galvanised	1800 x 1610 x 890	80	239A9157
Mobile Unit 200mm Nylon	Painted	1900 x 1610 x 890	80	239A9158
	Galvanised	1900 x 1610 x 890	80	239A9159



SECURITY CAGES WITH LIFT UP LID

Use of Application

Warehouses, Assembly Areas, Packing Stations, Loading Workstations

Material

Steel

- » Fully welded construction
- » Hinged lift up lid is assisted by gas struts
- » When the lid is shut the front doors will not open
- » leaving a completely secure & enclosed unit
- » Units have a hasp & staple padlock facility (padlock not included)
- » Incorporates 2 fork lift pockets
- » Optional hazardous chemical sign available



239A9136

Overall Size H x W x D mm	Internal Height mm	Weight kg	Model
830 x 1260 x 1260	710	150	239A9136
1250 x 1860 x 1260	1130	180	239A9137

LOCK-UP SECURITY CAGES

Use of Application

Warehouses, Assembly Areas, Packing Stations, Loading Workstations

Material

Steel

- » Manufactured from 50 x 50mm mesh panels & galvanised roof (supplied fully constructed)
- » Complete with a hasp & staple locking facility (padlock not supplied)
- » Door fitted to right hand side



239A9126

Overall Size H x W x D mm	Weight kg	Model
1950 x 1605 x 990	100	239A9125
1950 x 2545 x 990	150	239A9126
1950 x 3485 x 990	160	239A9127



Storage

FOLDING CYLINDER CAGES



239A9139



239A9138
Folded



239A9138

Use of Application

Warehouses, Assembly Areas, Packing Stations, Loading Workstations

Material

Steel

INFORMATION

N.B. A Fork Lift will be needed to unload these units

- » This unit is supplied knock down for easy access into your premises. Manufactured from 50 x 50mm mesh panels & galvanised roof
- » Complete with a hasp & staple locking facility (padlock not supplied)
- » 239A9139 & 239A9141 supplied with a pallet base which incorporates fork lift pockets
- » N.B. A Fork Lift will be needed to unload these units

Description	Overall Size H x W x D mm	Weight kg	Painted	Galvanised
			Model	Model
Cage Only	1830 x 1260 x 1010	90	239A9138	239A9140
Cage with Pallet Base	2000 x 1290 x 1010	135	239A9139	239A9141



STORAGE VAULTS



239A9123



239A9124



239A9122

Use of Application

Warehouses, Assembly Areas, Packing Stations, Loading Workstations

Material

Steel

- » Designed to comply with the Flammable Liquid Storage Regulations (1972) as appropriate & the Factory Inspection Guide HSG51
- » Adjustable vent meets the requirements of both flammable storage (vents closed) & agrochemicals (vents open)
- » All welded units conforming to the A.P.E.A. construction requirements
- » Provide a half hour protection from collapse & the passage of flame
- » Multi-lockable for high security & fitted with a lift up action lid assisted by gas struts
- » For extra protection & fork lifting the units have skids on the base
- » Middle shelves pivot on models 239A9122 & 239A9123 to enable larger items to be stored on the base level
- » Model 239A9124 has a central partition & four shelves - the two middle shelves fold away & the two top shelves are made in 3 sections - the back section is fixed in position & the front two sections removable
- » All models have a liquid-tight base to contain spillage
- » N.B. A Fork Lift will be needed to unload these vaults

Overall Size H x W x D mm	Liquid Tight Sealed Base Unit Capacity	Shelves mm	Weight kg	Model
1270 x 700 x 850	120 Litre	2 x Shelves: Top: 690 x 400 fixed Middle: 690 x 400 pivots	180	239A9122
1270 x 1370 x 850	250 Litre	2 x Shelves: Top: 1360 x 400 fixed Middle: 1360 x 400 pivots	260	239A9123
1270 x 2500 x 1080	550 Litre	4 x Shelves: 1220 x 500	460	239A9124



Storage

HEAVY DUTY BAR STORAGE RACKS



239A8914



Use of Application

Warehouses, Assembly Areas, Packing Stations, Loading Workstations

Material

Steel

- » Load Capacity per arm: 500kg
 - » Space between arms: 250mm
- Units can be fixed to the floor for stability
- » Load heavy materials at base

BAR STORAGE RACKS



GSR62

Overall Size L x W x H mm	Tiers per unit	Type	Weight kg	Model
1150 x 575 x 1500	5	Single	40	239A8912
1150 x 575 x 1870	6		60	239A8913
1150 x 1000 x 1500	5	Double	50	239A8914
1150 x 1000 x 1870	6		80	239A8915
680 x 680 x 1910	6	Single	45	239A8910
1270 x 680 x 1910	6	Double	55	239A8911

Parts Storage



TOTE PAN RACK



STEEL COLOUR OPTIONS

- RED
- GREEN
- BLUE
- GREY
- YELLOW

Specify when ordering

Overall Size W x D mm	Shelf Centres	No of Shelves	Suitable for Bin	Model Blue	Model Red	Model Yellow	Model Green	Model Grey
1040 x 305	200mm	6	18 x 239A8968	239A8974	239A8975	239A8976	239A8977	239A8978
1040 x 455	200mm	6	18 x 239A8969	239A8979	239A8980	239A8981	239A8982	239A8983
1040 x 610	200mm	6	18 x 239A8970	239A8984	239A8985	239A8986	239A8987	239A8988
1350 x 305	200mm	6	24 x 239A8968	239A8989	239A8990	239A8991	239A8992	239A8993
1350 x 455	200mm	6	24 x 239A8969	239A8994	239A8995	239A8996	239A8997	239A8998
1350 x 610	200mm	6	24 x 239A8970	239A8999	239A9000	239A9001	239A9002	239A9003
1040 x 305	200mm	8	24 x 239A8968	239A9004	239A9005	239A9006	239A9007	239A9008
1040 x 455	200mm	8	24 x 239A8969	239A9009	239A9010	239A9011	239A9012	239A9013
1040 x 610	200mm	8	24 x 239A8970	239A9014	239A9015	239A9016	239A9017	239A9018
1350 x 305	200mm	8	32 x 239A8968	239A9019	239A9020	239A9021	239A9022	239A9023
1350 x 455	200mm	8	32 x 239A8969	239A9024	239A9025	239A9026	239A9027	239A9028
1350 x 610	200mm	8	32 x 239A8970	239A9029	239A9030	239A9031	239A9032	239A9033

- » Heavy duty parts storage
- » Constructed from welded steel with bin retainers
- » Other shelf heights available - please call for details
- » N.B. Steel Bins are sold as separate items

GALVANISED TOTE PANS



- » Strongly constructed from galvanised steel with a reinforced rim
- » Units incorporate: Resistant to heat & oil, easy grip handles, card holder, re-inforced rim & 30kg capacity per pan

Overall Size H x W x D mm	Model
90 x 305 x 305	239A8968
90 x 305 x 455	239A8969
90 x 305 x 610	239A8970
150 x 455 x 305	239A8971
150 x 610 x 305	239A8972
150 x 600 x 400	239A8973

visit: uk.rubix.com or call: 0870 240 2100



Parts Storage

STEEL BIN RACK



Use of Application

Warehouses, Assembly Areas, Packing Stations, Loading Workstations

Material

Steel

- » Spot welded construction from galvanised steel
- » Units incorporate:
 - » » Rear half lift handle
 - » » Front handle support bar
 - » » Card holder
 - » » Re-inforced rim
 - » » Stacking runners
- » Semi-open fronted steel bins for easy viewing & instant access to the contents

Overall Size H x W x D mm	Model
150 x 305 x 305	239A8962
150 x 305 x 455	239A8963
150 x 305 x 610	239A8964
200 x 305 x 305	239A8965
200 x 305 x 455	239A8966
200 x 305 x 610	239A8967

STEEL BIN RACK



Use of Application

Warehouses, Assembly Areas, Packing Stations, Loading Workstations

Material

Steel

- » Heavy duty parts storage
- » Constructed from welded steel with bin retainers
- » Bin racks can store 4 bins per shelf
- » Can be stacked up to 3 high
- » N.B. Steel Bins are sold as separate items



STEEL COLOUR OPTIONS

- RED
- GREEN
- BLUE
- GREY
- YELLOW

Specify when ordering

Overall Size W x D mm	Shelf Centres	No of Shelves	Suitable for Bin	Model Blue	Model Red	Model Yellow	Model Green	Model Grey
1350 x 305	150mm	3	12 x 239A8962	239A8932	239A8933	239A8934	239A8935	239A8936
1350 x 455	150mm	3	12 x 239A8963	239A8937	239A8938	239A8939	239A8940	239A8941
1350 x 610	150mm	3	12 x 239A8964	239A8942	239A8943	239A8944	239A8945	239A8946
1350 x 305	200mm	3	12 x 239A8965	239A8947	239A8948	239A8949	239A8950	239A8951
1350 x 455	200mm	3	12 x 239A8966	239A8952	239A8953	239A8954	239A8955	239A8956
1350 x 610	200mm	3	12 x 239A8967	239A8957	239A8958	239A8959	239A8960	239A8961



PLASTIC STORAGE BINS



Use of Application

Warehouses, Assembly Areas, Packing Stations, Loading Workstations

Material

Plastic

- » Store stock in a flexible, dust free environment
- » High visibility, quality & density system
- » Bins tilt forward for access & are easily removable
- » One width with various heights & depths
- » Incorporates keyhole slots for easy wall mounting
- » Viewbins come complete with locking bars

Description	Overall Size H x W x D mm	Model
ViewBin 9	76 x 600 x 68	239A8922
ViewBin 6	112 x 600 x 94	239A8924
ViewBin 5	164 x 600 x 135	239A8926
ViewBin 4	203 x 600 x 177	239A8928
ViewBin 3	240 x 600 x 214	239A8930

PLASTIC STORAGE BINS



X-STOREGRY



X-STOREBLK

Use of Application

Warehouses, Assembly Areas, Packing Stations, Loading Workstations

Material

Plastic

- » Versatile stacking & nesting container
- » Ideal for industrial or domestic use
- » Large picking space when stacked
- » This range is manufactured from 100% reprocessed polypropylene. Formed from recycled sources, it does not reduce the quality of mechanical properties of the containers

Overall Size H x W x D mm	Pack Qty	Cap. L	Model Grey	Model Black
320 x 490 x 390	5	50	239A8916	239A8917



Containers

STACK & NEST CONTAINERS



SN604030

SN604015

Use of Application

Warehouses, Assembly Areas, Packing Stations, Loading Workstations

Material

Plastic

- » Containers securely stack when loaded & nest, by turning 180°.
- » Empty containers nest by up to 76% of their original height saving valuable space on return transport

External Size L x W x H mm	Internal Size L x W x H mm	Volume Litres	Nested Height mm	Model
600 x 400 x 150	533 x 368 x 145	27	60	239A9034
600 x 400 x 275	530 x 380 x 270	50	90	239A9035
600 x 400 x 300	542 x 376 x 295	56	110	239A9036
690 x 430 x 317	598 x 412 x 312	70	68	239A9037

EURO CONTAINER WITH LID



Use of Application

Warehouses, Assembly Areas, Packing Stations, Loading Workstations

Material

Plastic

- » Modular stacking containers with attached hinged lid. All models inter-stack to form a compact handling unit
- » Attached lid protects contents from dust & moisture and inhibits theft when fitted with tamper-evident security ties
- » Containers can also be secured with two mini padlocks

External Size L x W x H mm	Internal Size L x W x H mm	Volume Litres	Model
400 x 300 x 135	370 x 270 x 107	10	239A9038
400 x 300 x 185	370 x 270 x 147	15	239A9039
400 x 300 x 235	370 x 270 x 197	20	239A9040
400 x 300 x 335	370 x 270 x 297	30	239A9041

External Size L x W x H mm	Internal Size L x W x H mm	Volume Litres	Model
600 x 400 x 185	570 x 370 x 157	35	239A9042
600 x 400 x 235	570 x 370 x 207	45	239A9043
600 x 400 x 285	570 x 370 x 257	56	239A9044
600 x 400 x 435	570 x 370 x 407	75	239A9045



EURO CONTAINERS



Use of Application

Warehouses, Assembly Areas, Packing Stations, Loading Workstations

Material

Plastic

- » Available in both solid & ventilated formats, Euro stacking containers are ideal for a wide variety of industrial storage & handling applications
- » All models inter-stack to form compact handling units.
- » All coloured containers (red, blue & grey) are manufactured in food-safe material & suitable for direct food contact.
- » Black models are manufactured in recycled plastic

External Size L x W x H mm	Internal Size L x W x H mm	Colours Available	Volume Litres	Model Red	Model Blue	Model Grey	Model Black
200 x 150 x 118	156 x 107 x 114	Red, Blue & Grey	2	239A9068	239A9069	239A9070	-
200 x 150 x 118	156 x 107 x 114	Black	2	239A9071	-	-	-
300 x 200 x 118	255 x 155 x 115	Red, Blue & Grey	5	239A9072	239A9073	239A9074	-
300 x 200 x 118	255 x 155 x 115	Black	5	-	-	-	239A9075
400 x 300 x 70	355 x 255 x 64	Grey	6	-	-	239A9076	-
400 x 300 x 118	355 x 255 x 115	Red, Blue & Grey	10	239A9077	239A9078	239A9079	-
400 x 300 x 118	355 x 255 x 115	Black	10	-	-	-	239A9080
400 x 300 x 175	355 x 255 x 171	Red, Blue & Grey	15	239A9081	239A9082	239A9083	-
400 x 300 x 175	355 x 255 x 171	Black	15	-	-	-	239A9084
400 x 300 x 230	355 x 255 x 228	Red, Blue & Grey	20	239A9085	239A9086	239A9087	-
400 x 300 x 230	355 x 255 x 228	Black	20	-	-	-	239A9088
400 x 300 x 320	355 x 255 x 300	Grey	30	-	-	239A9089	-



Containers

RIGID BULK CONTAINERS



Use of Application

Warehouses, Assembly Areas, Packing Stations, Loading Workstations

Material

Plastic

- » Bulk Containers designed for intensive handling & distribution applications
- » The folding Bulk Container can be assembled & folded by a single operator. Drop-doors allow easy access to contents, preventing users from having to lean into a part empty container.
- » It stacks to five high carrying a 500Kg unit load - a combined load of 2.5 tonnes
- » Hygienic, strong & stable; rigid Containers are ideal for heavy duty handling applications in both food & non-food industrial environments. Rigid Containers stack to eight high carrying a 700Kg unit load - a combined load of 5.6 tonnes

Description	External Size L x W x H mm	Internal Size L x W x H mm	Folded Height mm	Unit Load	Stacks to	Volume Litres	Model
Folding Bulk Container	1200 x 1000 x 975	1121 x 921 x 775	406	500kg	5 High	800	239A9117
Lid for the Folding Bulk Container	1200 x 1000	-	-	-	-	-	239A9118
Solid Rigid Bulk Container	1200 x 1000 x 760	1120 x 920 x 610	-	700kg	8 High	625	239A9119
Ventilated Rigid Bulk Container	1200 x 1000 x 760	1120 x 920 x 610	-	700kg	8 High	625	239A9120
Lid for the Rigid Bulk Container	1200 x 1000	-	-	-	-	-	239A9121



EURO CONTAINERS



Use of Application

Warehouses, Assembly Areas, Packing Stations, Loading Workstations

Material

Plastic

- » Wholesale & industrial applications
- » Designed for both automated & manual handling
- » Lids are equipped with ribs which hold stacked containers securely
- » Integrated lid accepts strapping & security seals
- » The step design enables nearly vertical walls.
- » This maximises volume & load capacity & saves space during transportation

Colours Available	External Size L x W x H mm	Internal Size L x W x H mm	Volume Litres	Model
Two Tone Green	400 x 300 x 264	325 x 246 x 222	22	239A9046
Two Tone Green	400 x 300 x 306	321 x 244 x 282	25	239A9047
Two Tone Green	600 x 400 x 250	515 x 343 x 215	40	239A9048
Two Tone Green	600 x 400 x 320	508 x 335 x 285	54	239A9049
Two Tone Green	600 x 400 x 365	501 x 328 x 330	64	239A9050
Two Tone Green	710 x 460 x 368	597 x 374 x 330	80	239A9051

EURO CONTAINERS



Use of Application

Warehouses, Assembly Areas, Packing Stations, Loading Workstations

Material

Plastic

- » Wholesale & industrial applications
- » Designed for both automated & manual handling
- » Lids are equipped with ribs which hold stacked containers securely
- » Integrated lid accepts strapping & security seals
- » The step design enables nearly vertical walls.
- » This maximises volume & load capacity & saves space during transportation

Colours Available	External Size L x W x H mm	Internal Size L x W x H mm	Volume Litres	Model
Blue	300 x 200 x 190	240 x 160 x 153	5.2	239A9052
Blue	400 x 300 x 264	325 x 246 x 222	22	239A9053
Black	400 x 300 x 264	325 x 246 x 222	22	239A9054
Blue	400 x 300 x 306	321 x 244 x 282	25	239A9055
Black	400 x 300 x 306	321 x 244 x 282	25	239A9056
Black	600 x 400 x 250	515 x 343 x 215	40	239A9057
Blue	600 x 400 x 264	530 x 353 x 240	48	239A9058
Blue	600 x 400 x 306	514 x 350 x 281	54	239A9059
Black	600 x 400 x 306	514 x 350 x 281	54	239A9060
Black	600 x 400 x 320	508 x 335 x 285	54	239A9061
Black	600 x 400 x 365	501 x 328 x 330	64	239A9062
Blue	600 x 400 x 365	508 x 346 x 340	65	239A9063
Blue	600 x 400 x 400	521 x 343 x 375	70	239A9064
Black	710 x 460 x 368	597 x 374 x 330	80	239A9065
Black	1125 x 480 x 360	1000 x 360 x 340	135	239A9066
Red	675 x 575 x 615	560 x 430 x 540	160	239A9067



Winter Management

SALT SPREADER



Use of Application

Warehouses, Assembly Areas, Packing Stations, Loading Workstations

Polyethylene, Steel

- » The large, easy to clean, polyethylene hopper bucket is supported by a strong steel frame mounted on large 310mm pneumatic wheels to give this unit a smooth ride over rough terrain
- » Can hold 25kg of salt
- » Complete with weather shield cover
- » Spread distance is 2.5M to 3M

Capacity Litres	Overall Size L x W x H mm	Weight kg	Model
43	1170 x 690 x 925	13	239A9377

SALT (SEED) SPREADER



Use of Application

Warehouses, Assembly Areas, Packing Stations, Loading Workstations

Heavy Duty Steel

- » Manufactured from heavy duty plastic with a steel handle
- » 8 point adjustment system to increase & decrease the rate at which salt or seed is dispensed
- » Mobile on 2 x 200mm plastic wheels

Capacity Litres	Body Width mm	Handle Height mm	Weight kg	Model
20	660	1250	3	239A9378

visit: uk.rubix.com or call: 0870 240 2100



STAINLESS STEEL TROLLEYS

Use of Application

Warehouses, Assembly Areas, Packing Stations, Loading Workstations

Material

Grade 201 Stainless Steel

- » Useable tray size: 775L x 400Wmm with a 100mm tray depth
- » Mobile on 4 swivel braked non-marking 100mm castors

No of Shelves	Overall Size L x W x H mm	Weight kg	Model
2	837 x 443 x 895	14	239A9251



Use of Application

Warehouses, Assembly Areas, Packing Stations, Loading Workstations

Material

Grade 304 Stainless Steel

- » Useable shelf size: 610L x 410Wmm with a 30mm lip depth
- » Mobile on 4 swivel 100mm non-marking castors

No of Shelves	Overall Size L x W x H mm	Shelf Heights mm	Wt kg	Model
2	710 x 470 x 900	170 & 780	7	239A9252
3		170, 475 & 780	8.5	239A9253



Use of Application

Warehouses, Assembly Areas, Packing Stations, Loading Workstations

Material

Grade 201 Stainless Steel

- » Hygienic - easy to clean
- » Mobile on 4 non-marking 100mm braked swivel castors
- » Tray size: 775L x 400Wmm

No of Shelves	Overall Size L x W x H mm	Distance Between Shelves	Wt kg	Model
3	850 x 445 x 895	260	14	239A9254
2 with rod surround		345	10	239A9255





Stainless Steel Equipment

SACK TRUCKS

TRUCKS & TROLLEYS

STEPS & LADDERS

STORAGE

PARTS STORAGE

CONTAINERS

WINTER MANAGEMENT



STAINLESS STEEL ARROW STEPS

- » Certified to BS EN 131 Professional
- » Manufactured from grade 304 tubular stainless steel with non-slip tread plate
- » Units are easy to manoeuvre on the 2 wheels - simply use the handles to lift the front & wheel into position
- » A retro fit grip lift mechanism is available
- » Tread size: 500W x 150Dmm
- » 2 x 150mm nylon wheels



**BS EN
131**

Use of Application

Warehouses, Assembly Areas, Packing Stations, Fitting Stations, Offices

Material

Stainless Steel

No. of Treads	Platform Height mm	Overall Size H x W x D mm	Weight kg	Model
3	750	1450 x 640 x 1110	27	239A9288
4	1000	1700 x 670 x 1220	30	239A9289
5	1250	1950 x 700 x 1535	34	239A9290
6	1500	2200 x 730 x 1745	38	239A9291
7	1750	2450 x 760 x 1955	43	239A9292
8	2000	2700 x 790 x 2165	49	239A9293



Use of Application

Warehouses, Assembly Areas, Packing Stations, Loading Workstations

Material

Grade 304 Stainless Steel

PREMIUM STAINLESS STEEL BENCHES

Overall Size L x D mm	Weight kg	Model
1500 x 750	75	239A9168
1800 x 900	102	239A9169



239A9168 shown with 239A9170, 239A9175, 239A9176, 239A9173, 239A9177, 239A9179, 239A9172 & 239A9178

OPTIONAL EXTRAS - FACTORY FITTED



239A9168 fitted with 239A9176 & 239A9175



239A9168 shown with 239A9170

- » Fully welded construction
- » Manufactured from food quality grade 304 stainless steel
- » Ideal for food preparation, healthcare facilities & any other environment where hygiene is essential
- » Worktop height: 840mm
- » Hygienic - can be steam cleaned

Description	Model
Bottom Shelf - 1500 x 575	239A9170
Bottom Shelf - 1800 x 575	239A9171
Cantilever Shelf* (Horizontal Fitting)	239A9172
Rear Retaining Lip	239A9173
Side Retaining Lip - Each	239A9174
Single Drawer	239A9175
Lockable Cupboard	239A9176
Electric Powerpoint	239A9177
Light Fitment*	239A9178
Support Rails* - for use with the Light Fitment & Cantilever Shelf	239A9179

All Essentials covered.



SPARTEX, exclusively available from Rubix, Europe's largest supplier of industrial products and services.

All your essentials covered.

With branches nationwide we're just down the road

Call 0870 240 2100
From a landline to be transferred to
your nearest branch

or visit

uk.rubix.com
to search for your nearest branch
and their contact details



RUBIX