



Storage solutions: Roller cabinets



Exclusively distributed by Rubix - uk.rubix.com

RUBIX

Roller cabinet – Standard range



Roller cabinet – Premium range



Our range of roller cabinets

- The robust structure and the materials used allow a very good quality and a durable life
- A wide range and several colours available on our 6-drawer model
- Possibility to integrate foam inlays and plastic trays for a perfect optimisation

Standard range



Bi-color range



Premium range



4 DRAWER AND HOLD ROLLER CABINET



Robust 4 drawer + 1 hold roller cabinet with integrated work surface, perfect for temporary work. Central locking by key lock. Black ribbed rubber top, ergonomic tube handle. Rolling: wheel Ø 125 mm, 2 fixed casters, 1 single directional castor and 1 directional castor with full brake.

- Drawers:
- 100% full drawer opening
 - Permissible load per drawer 30kg
 - Dimensions
 - 2 drawers : W 540x D 410 x H 62 mm
 - 2 drawers : W 540 x D 410 x H 98 mm
 - 1 hold : W 540 x D 410 x H 290 mm
- Mobility load capacity 300 kg
 Static load capacity 650 kg
 Dimensions : W 734 x D 458 x H 887 mm

Thickness of the steel sheet : Top and bottom 1,5mm, Sides and drawers :0,8mm Weight 47kg

Ref Rubix	Code MDM	Code K8	Colour
893457	13879288	246A4253	Black/ Grey

5 DRAWER ROLLER CABINET



Robust 5 drawer roller cabinet with integrated work surface, perfect for temporary work. Central locking by key lock. Black ribbed rubber top, ergonomic tube handle. Rolling: wheel Ø 125 mm, 2 fixed casters, 1 single directional castor and 1 directional castor with full brake.

- Drawers:
- 100% full drawer opening
 - Permissible load per drawer 30kg
 - Dimensions
 - 1 drawer : W 540x D 410 x H 62 mm
 - 2 drawers : W 540 x D 410 x H 98 mm
 - 1 drawer : W 540 x D 410 x H 149 mm
 - 1 drawer : W 540 x D 410 x H 222 mm
- Mobility load capacity 300 kg
 Static load capacity 650 kg
 Dimensions : W 734 x D 458 x H 887 mm

Thickness of the steel sheet : Top and bottom 1,5mm, Sides and drawers :0,8mm
 Weight 50kg

Ref Rubix	Code MDM	Code K8	Colour
893459	13879289	246A4254	Black/ Grey

6 DRAWER ROLLER CABINET



Robust 6 drawer roller cabinet with integrated magnetised rubber work surface, perfect for temporary work. Central locking by key lock. Black ribbed rubber top, ergonomic tube handle. Rolling: wheel Ø 125 mm, 2 fixed casters, 1 single directional castor and 1 directional castor with full brake.

- Drawers:
- 100% Full drawer opening
 - Permissible load per drawer 30kg
 - Dimensions:
 - 2 drawers : W 540x D 410 x H 62 mm
 - 3 drawers : W 540 x D 410 x H 98 mm
 - 1 drawer : W 540 x D 410 x H 202mm
- Mobility load capacity 300 kg
 Static load capacity 650 kg
 Dimensions : W 734 x D 458 x H 887 mm

Thickness of the steel sheet : Top and bottom 1,5mm, Sides and drawers :0,8mm
 Weight 53,5KG

Ref Rubix	Code MDM	Code K8	Colour
893452	13879283	246A4249	Black/Blue
893455	13879287	246A4252	Black/ Grey
893453	13879285	246A4250	Black/ Green
893454	13879286	246A4251	Black/Orange



7 DRAWER ROLLER CABINET



Robust 7 drawer roller cabinet with integrated work surface, perfect for temporary work. Central locking by key lock. Black ribbed rubber top, ergonomic tube handle. Rolling: wheel Ø 125 mm, 2 fixed casters, 1 single directional castor and 1 directional castor with full brake.

- Drawers:
- 100% full drawer opening
 - Permissible load per drawer 30kg
 - Dimensions:
 - 3 drawers : W 540 x D 410 x H 62 mm
 - 3 drawers : W 540 x P 410 x H 98 mm
 - 1 drawer : W 540 x D 410 x H 130 mm
- Mobility load capacity 300 kg
 Static load capacity 650 kg
 Dimensions : W 734 x D 458 x H 887 mm
 Thickness of the steel sheet :
- Top and bottom 1,5mm
 - Sides and drawers :0,8mm
- Weight 56kg

Ref Rubix	Code MDM	Code K8	Colour
893463	13879291	246A4256	Black/ Grey

WIDE 7 DRAWER ROLLER CABINET



Robust 7 drawer wide roller cabinet with integrated work surface, perfect for temporary work. Central locking by key lock Black ribbed rubber top, ergonomic tube handle. Rolling: wheel Ø 125 mm, 2 fixed casters, 1 single directional castor and 1 directional castor with full brake.

- Drawers:
- 100% full drawer opening
 - Permissible load per drawer 30kg
 - Dimensions:
 - 3 drawers : W 720 x D 410 x H 62 mm
 - 3 drawers : W 720 x D 410 x H 98 mm
 - 1 drawer : W 720 x D 410 x H 130 mm
- Mobility load capacity 300 kg
 Static load capacity 650 kg
 Dimensions : W 914 x D 458 x H 887 mm
 Thickness of the steel sheet : Top and bottom 1,5mm, Sides and drawers :0,8mm
- Weight 65kg

Ref Rubix	Code MDM	Code K8	Colour
893469	13879295	246A4259	Black/ Grey

8 DRAWER ROLLER CABINET



Robust 8 drawer roller cabinet with integrated work surface, perfect for temporary work. Central locking by key lock. Black ribbed rubber top, ergonomic tube handle. Rolling: wheel Ø 125 mm, 2 fixed casters, 1 single directional castor and 1 directional castor with full brake.

- Drawers:
- 100% full drawer opening
 - Permissible load per drawer 30kg
 - Dimensions:
 - 5 drawers : W 540 x D 410 x H 62 mm
 - 3 drawers : W 540 x D 410 x H 98 mm
- Mobility load capacity 300 kg
 Static load capacity 650 kg
 Dimensions : W 734 x D 458 x H 887 mm
 Thickness of the steel sheet : Top and bottom 1,5mm, Sides and drawers :0,8mm
- Weight 60kg

Ref Rubix	Code MDM	Code K8	Colour
893465	13879293	246A4257	Black/ Grey

PREMIUM 7 DRAWER ROLLER CABINET



Premium 7 drawer roller cabinet with integrated work surface of anti-slip black ribbed rubber. Central locking by key lock. Ergonomic fibre-filled nylon handle for high strength. Rolling: made of steel with rubber shrouding, Ø 125 mm and width 32 mm, 2 fixed casters, 1 single directional castor and 1 directional castor with full brake.

- Drawers:
- 100% opening
 - Permissible load per drawer 30kg
 - Anti-tilt safety system
 - Dimensions:
 - 3 drawers : W 540 x D 410 x H 65
 - 3 drawers : W 540 x P 410 x H 105 mm
 - 1 drawer : W 540 x D 410 x H 189 mm
- Mobility load capacity 500 kg
 Static load capacity 900 kg
 Dimensions : W 721 x D 494 x H 1010 mm
 Weight 72,5kg

Ref Rubix	Code MDM	Code K8	Colour
865487	9244322	209A7621	Black/ Grey

PREMIUM 7 DRAWER EXTRA WIDE ROLLER CABINET



Premium 7 drawer extra-wide roller cabinet with integrated work surface of multi-layer wood which is a real extension of your workspace. Central locking by key lock. 2 Ergonomic fibre-filled nylon handle to facilitate travel. Rolling: made of steel with rubber shrouding, Ø 125 mm, 2 fixed casters, 2 directional castor with full brake.

- Drawers:
- 100% opening
 - Permissible load per drawer 30kg
 - Anti-tilt safety system
 - Dimensions:
 - 3 drawers : W 540 x D 410 x H 60 mm
 - 3 drawers : W 540 x P 410 x H 100 mm
 - 1 drawer : W 540 x D 410 x H 150 mm
- Cabinet with half-height shelf and lockable door
 Dimensions : W 315 x D 420 x H 695 mm
 Mobility load capacity 500 kg
 Static load capacity 900 kg
 Dimensions : W 1110 x D 485 x H 950 mm
 Weight 85kg

Ref Rubix	Code MDM	Code K8	Colour
867984	9248260	209A8199	Black/ Grey

PREMIUM 13 DRAWER ROLLER CABINET



Robust 13 drawer sheet steel trolley with a galvanised steel work surface, perfect for extra work. Central locking by key lock. Ergonomic tube handle. Rolling: wheel Ø 125 mm, 2 fixed casters, 1 single directional castor and 1 directional castor with full brake.

- Drawers:
- 100% full drawer opening
 - Anti-tilt safety system
 - Permissible load per drawer 30 kg on the left drawers and 25kg on the right drawers
 - Dimensions left drawers :
 - 3 drawers : W 540x D 410 x H 59 mm
 - 3 drawers : W 540 x D 410 x H 99 mm
 - 1 drawer : W 540 x D 410 x H 149mm
 - Dimensions right drawers :
 - 3 drawers : W 294x D 410 x H 59 mm
 - 2 drawers : W 294 x D 410 x H 99 mm
 - 1 drawer : W 294 x D 410 x H 250mm
- Mobility load capacity 500 kg
 Static load capacity 950 kg
 Dimensions : W 1122 x D 493 x H 950 mm
 Thickness of the steel sheet : Top and bottom 1,5mm, Sides and drawers :0,8mm
 Weight 101kg

Ref Rubix	Code MDM	Code K8	Colour
893467	13879294	246A4258	Black/ Grey

5 DRAWER TOOL CHEST



5 drawer extension cabinet for Roebuck Roller cabinet. Central locking by key lock. Ergonomic and folding tube handle.

- Drawers:
- 100% full drawer opening
 - Permissible load per drawer 30kg
 - Dimensions
 - 4 drawers : W 540x D 410 x H 62 mm
 - 1 drawer : W 540 x D 410 x H 98 mm
- Static load capacity 100 kg
 Dimensions : W 650 x D 448 x H 451 mm
 Weight: 36kg
 Thickness of the steel sheet : Top and bottom 1,5mm, Sides and drawers :0,8mm

Ref Rubix	Code MDM	Code K8	Colour
893461	13879290	246A4255	Black/ Grey

3 LEVELS TROLLEY



3 level trolley with one drawer made of robust sheet steel with a recessed work surface, perfect for temporary work. Central locking by key lock Ergonomic tube handle. Rolling: wheel Ø 125 mm, 2 fixed casters, 1 single directional castor and 1 directional castor with full brake.

- Drawers:
- 100% full drawer opening
 - Permissible load per drawer 25kg
 - Dimensions
 - 1 drawer: W 540 x D 410 x H 98 mm
- Mobility load capacity 100 kg
 Static load capacity 250 kg
 Dimensions: W 845 x D 465 x H 878 mm
 Weight: 30,5kg

Ref Rubix	Code MDM	Code K8	Colour
893471	13879296	246A4260	Black/ Grey

WASTE PAPER SUPPORT -ACCESSORY FOR ROEBUCK ROLLER CABINET



Waste paper support an essential accessory for our workshop trolleys



Ref Rubix	Code MDM	Code K8	Type
893473	13879297	247A3333	Waste paper support

BIN - ACCESSORY FOR ROEBUCK ROLLER CABINET



Sheet steel waste bin - an essential accessory for our workshop trolleys



Ref Rubix	Code MDM	Code K8	Type
893475	13879298	247A3334	Bin


Keep all your tools tidy and safe with our range of ROEBUCK "Foam Inlays" in the UK.



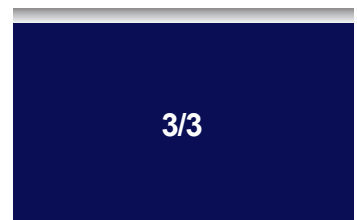


Optimised and simplified organization
• **time saving**

Bi-color allowing you to see at a single look if a tool is missing

Perfect integration of all modules
• **Each tool finds its place**















The different drawer compositions







Tool compositions available




1/3 Foams

236A8559		7 Combination spanners AF	236A8561		Open ended AF spanners
236A8555		9 Open ended spanners	235A1385		4 pliers
236A8557		12 Combination ratchet spanners	235A1384		6 VDE 1000V screwdrivers
235A1381		3, 4 in 1 Ratchet ring spanners	235A1387		4 VDE 1000V pliers
235A1382		6 Slot and phillips screwdriver	236A8565		1/4" Ratchets and sockets - 48 pieces
235A1383		6 Slot and pozidriv screwdrivers	236A8567		1/2" Ratchets and sockets - 22 pieces

2/3 Foams

236A8551		12 Combination spanners	235A1386		6 Circlips pliers
236A8553		9 Double ended ring spanners	235A1388		6 Files

3/3 Foams

236A8563		Ratchets and sockets - 71 pieces	235A1389		Spanners and screwdrivers - 25 pieces
235A1398		Pliers and ball hammer - 20 pieces			

Empty foam inlays available



Roebuck

Efficiency, availability and reliability

A complete range that meets professional needs for everyday use



Available exclusively from RUBIX

Contact your local branch
0870 240 2100
uk.rubix.com

United Kingdom

Rubix U.K. Limited
Dakota House, Concord Business Park,
Manchester, M22 0RR